

Original Instructions -

CAUTION, Read instructions before using the machine.



Australian

CVC 370-2

WV 370-2

WVT 370-2

WV 380-2

WV 470-2



Edgar Edmondson Pty Ltd

Head Office
PO Box 198
Marrickville
NSW 1475
AUSTRALIA

Delivery and Shipping Address
18 Garden St
Marrickville
NSW 2204
AUSTRALIA

Office Number: 1800 BUY MOP
Fax Number: +61 (0)2 9519 9223
E-Mail: orders@edmondson.net.au

ABN: 27 000 450 144

Edco



CVC 370-2

Kit A21



WV 370-2
WV 380-2
WV 470-2

Kit AA12



WVT 370

CVC 370 - WV 370
WV 380 - WVT 370



604016
NVM 2BH

WV 470



604018
NVM 3AH







CVC 370
WV 370
WV 380



NVM-2BH
604016
WV 470



NVM-3AH
604018






50mm

A


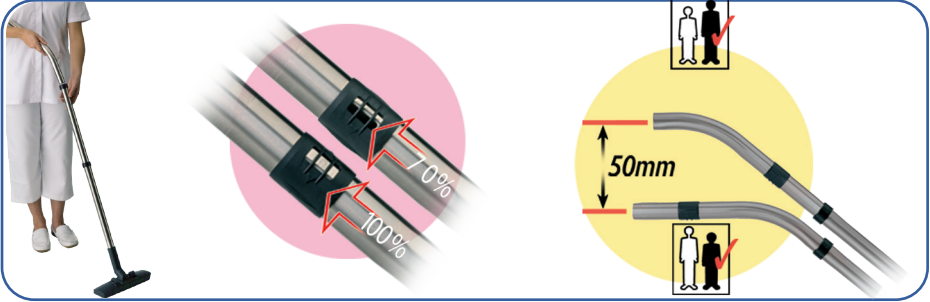


B


B



Using your machine



470 Handle Locking Instructions



(GB) About your machine (2.3)

1	Company Name & Address
2	Model
3	Voltage/Alternating Current
4	Frequency
5	Rated Input Power
6	Weight
7	Ingress Protection
8	Approval Mark
9	Protection Class 2 Symbol
10	Machine yr/wk Serial Number

Numatic International. Ltd
 CHARD, ENGLAND, TA20 2GB
 *** **

1
 2
 3 ***V~ 6 ** kg A/:*****8
 4 *** Hz 7 IPX*
 5 *****W

9

S/N/:***** 10

Daily

Keep the machine clean, including hoses and tubes.
 Ensure the bag and filter are fitted, (Dry use).
 Empty dust bag if required.
 Clean and check float safety valve for signs of damage.
 Regularly examine the power cord.
 Check filters are clean.

Weekly - as daily and:-

Check for any worn or damaged parts and replace immediately.

MAINTENANCE

PPE (personal protective equipment). That may be required for certain operations.

Ear Protection	Safety Footwear	Head Protection	Safety Gloves	
				Caution Floor Sign
Eye Protection	Protective Clothing	Dust / Allergens Protection	Hi Viz Jacket	

NOTE: A risk assessment should be conducted to determine which PPE should be worn.

Mains leads:	Safety Critical Components	
	HO5VV-F	10 m x 2 Core x 1.00 mm ²
	GTSA-2	10 m x 2 Core x 1.00 mm ²

Information for WET & DRY use Vacuum Cleaners (2.3)

Warning

Read the instruction manual before using the machine.

Operators shall be adequately instructed on the use of these machines.

As with all electrical equipment, care and attention must be exercised at all times during use, in addition to ensuring that routine and preventative maintenance is carried out periodically to ensure safe operation. Failure to carry out maintenance as necessary, including the replacement of parts to the correct standard could render this equipment unsafe and the manufacturer can accept no responsibility in this respect.

The machine shall be disconnected from the mains power by removing the plug from the power supply socket during cleaning or maintenance and when replacing parts or converting the machine to another function.

This machine is not to be used by children or persons with reduced physical, sensory or mental capabilities, or lack of experience or knowledge.

Children being supervised are NOT to play with the machine.

This appliance is intended to be assembled, cleaned and maintained by an adult.

This machine is not a toy.

This machine is not suitable for picking up hazardous or explosive dust. Contact your local distributor if you require a machine capable of performing these tasks.

Caution

If foam/liquid comes out of machine exhaust, switch off immediately.

Allow the accumulated liquid to drain out through the machine exhaust, check the float assembly to ensure correct operation, empty the container if full of liquid, reassemble the machine.

Immediately upon start up there will be a certain amount of liquid issuing from the machine exhaust which will be the residue of liquid still within the power head. This will be quickly discharged after which the machine should function normally.

Liquid ejected from the machine could be hazardous as a result of its temperature, pressure or chemical content.

Ensure that the filtration system fitted to the machine is suitable for the material being collected.

This machine is for indoor use only.

This machine shall be stored indoors only. .

When moving from one place to another, consider the weight of the machine.

Notes

You must ensure that the filtration system fitted to the machine is suitable for the material being collected.

This product complies with the requirements of clause 20 of IEC/EN 60335-2-69 Stability and Mechanical Hazards.

The primary use for this machine is commercial, for example in hotels, schools, hospitals, factories, shops and offices.

If the vacuum cleaner stops working, remove the plug from the power supply before investigating where the fault lies.

The vacuum cleaner should be inspected after use for damage.

The power light will illuminate, when your machine is connected to a suitable power supply (where fitted).

Do

- Use a bag and filter at all times when using 'dry'.
- Keep your machine clean.
- Keep filters clean.
- Regularly clean the water level limiting float safety valve and examine for signs of damage or correct operation.
- Keep hoses and tubes clear.
- Replace any worn or damaged parts immediately.
- Regularly examine the power cord, if damage is found, power cord must be replaced by a qualified person using the correct Numatic original part.

Don't

- Use steam cleaners or pressure washers to clean the machine or use the machine in the rain.
- Immerse in water for cleaning.
- Allow any inexperienced repairs. Call the experts.
- Use wet if float valve is not functioning or fitted.
- Use to suck up hot ashes, or lighted cigarette ends.
- Run the machine over the power cable during operation as a hazard may occur.
- Pull on the cable to unplug the machine from the power supply.
- Walk over-wet carpets, upholstery or fabrics.
- Walk on clean carpets until fully dry.
- Attempt machine maintenance or cleaning unless the power supply plug has been removed from the supply outlet.
- Under any circumstances place foreign objects including (but not limited to) air fresheners, air freshener capsules or scented beads of any type into the top filter of the machine. Doing so can be dangerous and risk damage to the machine and may invalidate the machine warranty.

Dry Mode maintenance/fault finding

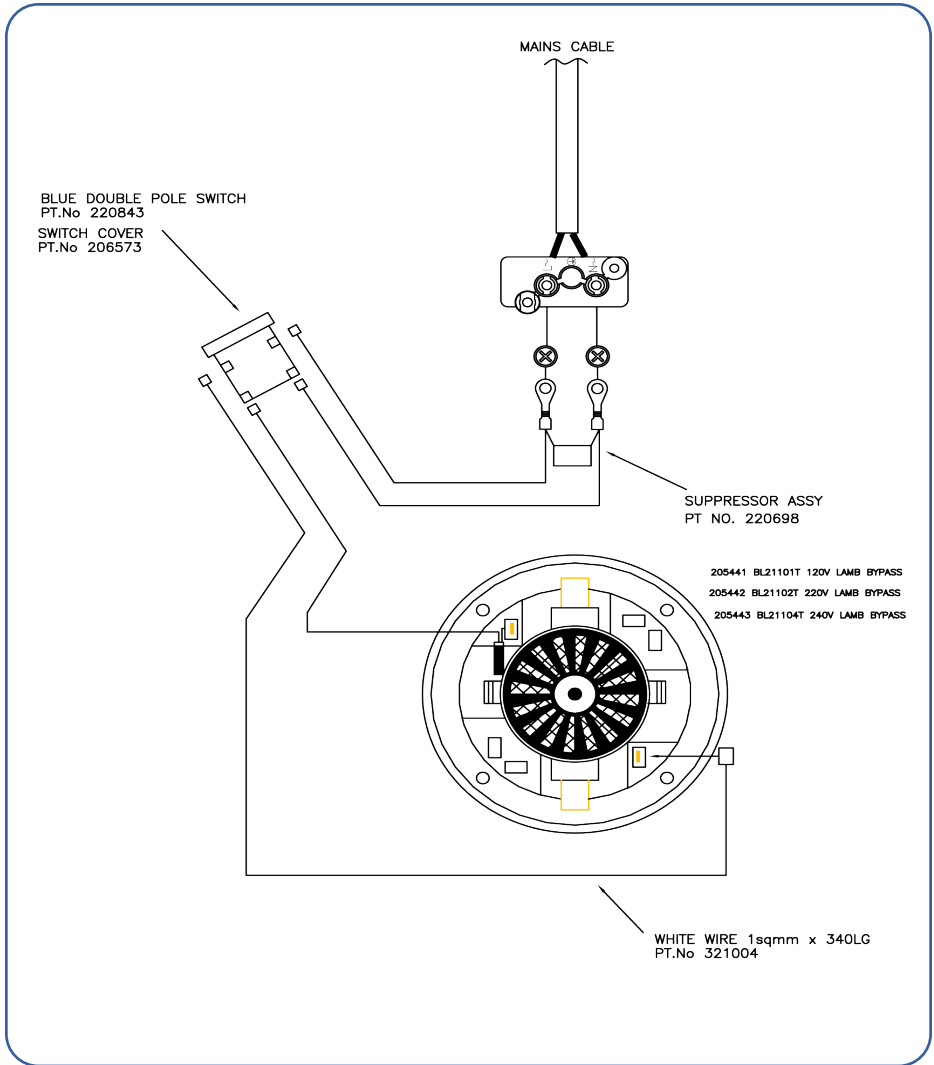
If the vacuum cleaner stops working switch off and remove the plug from the wall before investigating where the fault lies. If the vacuum cleaner will not pick up any debris from the surface, switch off and remove the plug from the wall, inspect the floor tool, wands and hose for blockages, if no blockages are found, the dust bag may be full if the dust bag is not full the filter may be blocked.

Wet mode

If the vacuum cleaner stops working switch off and remove the plug from the wall before investigating where the fault lies. If the vacuum cleaner has a blockage and will not pick up liquid, switch off and remove the plug from the wall, has the float valve operated, this will shut off the suction and the pitch of the vacuum motor will change. Remove the power head and empty the liquid out of the container, if the container is empty, check that the floor tool wands and hose are not blocked. Flush the system with clean water after use. After use always inspect the machine for damage.

Data

	Motor	AirFlo	Suction	Cleaning Range	Size
CVC 370-2 WV 370-2 WV 470-2	1060 W	49 L/sec	2400 mm 2400 mm 2400 mm	26.8 m	360 mm x 370 mm x 510 mm 360 mm x 370 mm x 510 mm 360 mm x 370 mm x 710 mm
	Capacity Dry	Capacity Wet	Class	Weight	Sound Pressure (LpA) Uncertainty (KpA)
CVC 370-2 WV 370-2 WV 470-2	15 L 15 L 27 L	9 L 9 L 20 L	II	9.0 kg 9.0 kg 9.6 kg	73-77 dB 0.5 dB (A)



Parts

TriTex Filter	
604165	TriTex Filter
HepaFlo Dust Bags	
604016	370 / 380 Drum NVM 2BH (Pack of 10)
604018	470 Drum NVM 3AH (Pack of 10)

Notes

A series of 25 horizontal dotted lines for writing notes.

Notes

A series of 25 horizontal dotted lines for writing notes.



Warranty

Numatic International Limited warrant to the original purchaser that its products are free of defects in both material and workmanship for the period shown below:-

- Homecare and Procure Vacuum cleaners..... 2 Years**
- Rotary Floor Machines..... 1 Year**
- Twintec Auto Scrubber Dryer..... 1 Year**
- Vario Ride-On Scrubber Dryer..... 1 Year / 1500 hours**
- Mopping, Compacts, Versaclean and Versacare Products..... 1 Year**
- Individual Accessories and Spare Parts..... 6 Months**

Note: This warranty expressly excludes consumable parts such as carbon brushes, floor brushes, mops, batteries etc, that are considered replaceable from time to time during the normal working life of the machine.

Our goods come with guarantees that cannot be excluded under the Australian Consumer Law. You are entitled to a replacement or refund for a major failure and for compensation for any other reasonably foreseeable loss or damage. You are also entitled to have the goods repaired or replaced if the goods fail to be of acceptable quality and the failure does not amount to a major failure.

The benefits under (Our Warranty) are in addition to other rights and remedies under a law in relation to the (goods/services)

- A. The warranty period commences from the date the goods are purchased. We advise all purchasers to retain their invoice as proof of purchase.
- B. All warranty claims must be processed through either the Dealer from whom the equipment was originally purchased or another authorised Edgar Edmondson Pty Ltd Australia dealer. The Dealer will co-operate with the purchaser throughout the warranty claims procedure and will arrange any necessary repairs using genuine Numatic parts.
- C. If the original Dealer is no longer able to fulfil his obligations please contact Edgar Edmondson Pty Ltd Australia with full details of the claim and proof of purchase so that this may be processed without delay.
- D. Any warranty claim can only relate to the specific part that is proven to be at fault and for which a replacement will be supplied but cannot be extended to constitute a claim against the complete machine.
- E. Edgar Edmondson Pty Ltd Australia will supply the Dealer with any warranty parts required, subject to the claim being validated.
- F. Claims will not be accepted if they are the result of fair wear and tear, misuse or abuse of any kind.
- G. No replacement will be given unless the appropriate evidence of the validity of the claim has been provided to the satisfaction of Edgar Edmondson Pty Ltd Australia.
- H. Edgar Edmondson Pty Ltd Australia reserve the right to charge for any work carried out as a result of an invalid claim.
- I. No variation to this warranty may be made or implied by any member of Edgar Edmondson Pty Ltd Australia or its Dealers unless such variation is in writing and authorised by the Company.

Australian Importer.

Edgar Edmondson Pty Ltd

Head Office Delivery and Shipping Address
 PO Box 198 18 Garden St
 Marrickville Marrickville
 NSW 1475 NSW 2204
 AUSTRALIA AUSTRALIA

Office Number: 1800 BUY MOP
 Fax Number: +61 (0)2 9519 9223
 E-Mail: orders@edmondson.net.au
 ABN: 27 000 450 144



Numatic
INTERNATIONAL

Numatic
INTERNATIONAL

Numatic
INTERNATIONAL

Numatic
INTERNATIONAL

Numatic
INTERNATIONAL

Numatic
INTERNATIONAL

Numatic
INTERNATIONAL

Numatic
INTERNATIONAL

Numatic
INTERNATIONAL

Numatic
INTERNATIONAL

Numatic
INTERNATIONAL

Numatic
INTERNATIONAL

Numatic
INTERNATIONAL

Numatic
INTERNATIONAL

Numatic
INTERNATIONAL

Numatic
INTERNATIONAL

Numatic
INTERNATIONAL



Distributed by:-

Edgar Edmondson Pty Ltd

Head Office	Delivery and Shipping Address	Office Number: 1800 BUY MOP
PO Box 198	18 Garden St	Fax Number: +61 (0)2 9519 9223
Marrickville	Marrickville	E-Mail: orders@edmondson.net.au
NSW 1475	NSW 2204	
AUSTRALIA	AUSTRALIA	ABN: 27 000 450 144

Edco

Numatic International Limited, Chard, Somerset, TA20 2GB
Telephone: 01460 68600
Fax: 01460 68458

UNITED KINGDOM: www.numatic.co.uk

GERMANY: www.numatic.de

SWITZERLAND: www.numatic.ch

FRANCE: www.numatic.fr

NETHERLANDS: www.numatic.nl

SOUTH AFRICA: www.numatic.co.za

PORTUGAL: www.numatic.pt

Specification subject to change without prior notice

www.numatic.com © Numatic International Limited

909337 03/21 (A03)